General requirements for stand project and participation in the exhibition

ITE GROUP REQUIREMENTS FOR STAND PROJECTS AND DESIGN

1. Each stand must be completed with a floor covering (e.g., carpet) and also rear and side walls of a minimum height of 250 cm.
2. Construction may exceed a height of 250 cm, but only with permission in writing from ITE Group, on receipt of the proposed stand design, prior to the exhibition (example of minimum package - 3 views are given below). Maximum height of stand structure should be no more than 6 metres
3. No part of the stand structure (including spotlights, flags, and decor elements) may extend beyond the boundaries of the site allocated including vertical perspective of the stand, exception can be made for light-weight spotlights installed at a minimum height – 4 m from floor.
4. The open sides of the stand according to the space application form and general floor plan of the exhibition shall not be closed by the exhibitor without permission in writing from ITE Group.
5. Please note that company names, logos and graphics are <u>not</u> permitted on the reverse side of your wall overlooking neighbouring stands.
6. The reverse side of your wall/s visible from aisles and also if it overlaps the height of those on neighbouring stands (2.5 m shell scheme) must be of neat appearance (only white colour accepted).
7. In order to ensure the safety of visitors to the exhibition, store rooms, offices and other premises with doors at your stand and which open directly to the aisles between stands must be equipped either with sliding doors or doors which open to the inside.
8. The stand must be equipped with general light switcher that should be placed directly on the outer wall nearby the passageway. Leaving the pavilion at the end of the working day exhibitor or builder should make sure the lighting on the stand is switched off.
9. Stand design should not block access to any fire, electricity or emergency exits points.
10. There is a surcharge on the space occupied by double decker stands. Double decker stands have to be booked and paid through the space application form. Construction of double decker stands will only be permitted after payment of the surcharge.

In case of violation of the requirements specified in the permit, the Organizer reserves the right to suspend the stand set up

NOT ALLOWED

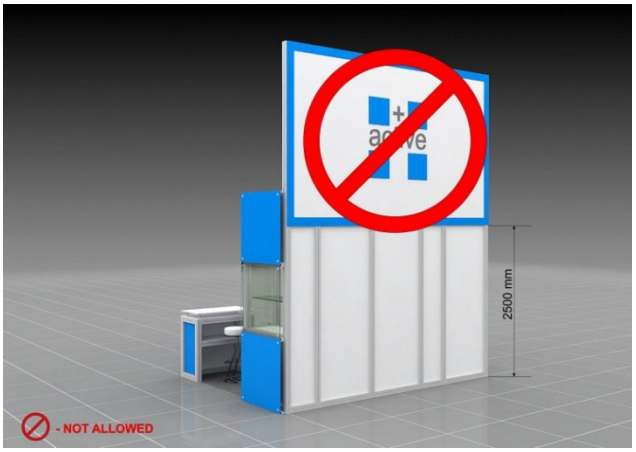


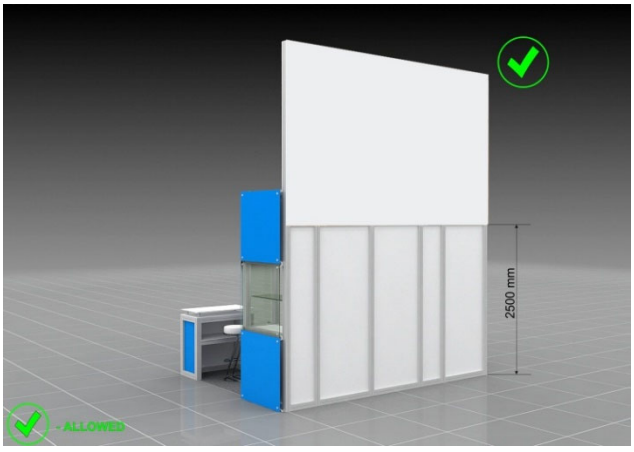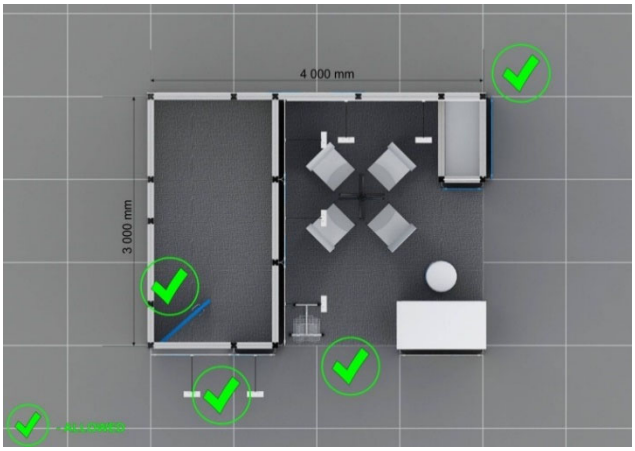
ALLOWED