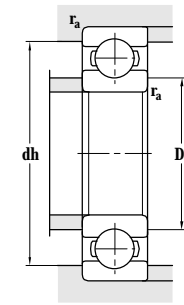
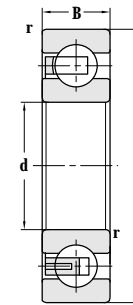
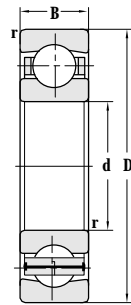
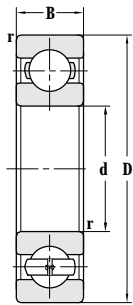


Deep Groove Ball Bearing

d 280~360 mm

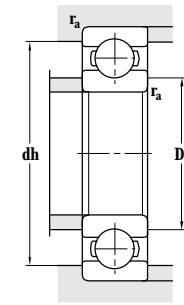
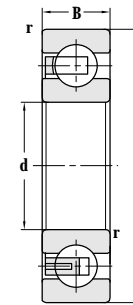
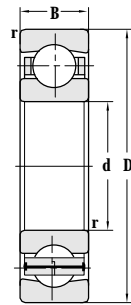
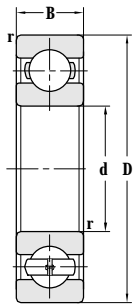


Principal dimensions				Basic load ratings		Limit speed ratings	
d	D	B	r _{min}	C _r	C _{or}	Grease	Oil
mm				kN		r/min	
280	390	46	4	215	282	1500	1800
	420	44	3	235	330	1300	1600
	420	65	4	305	405	1400	1700
	500	80	5	410	600	1000	1300
	580	108	6	560	840	1000	1200
300	380	38	2.1	165	235	1400	1700
	419.5	56	3	265	370	1400	1700
	420	56	3	265	370	1300	1600
	460	50	4	289	400	1200	1500
	460	74	4	343	480	1200	1500
	460	68	4	343	480	1200	1500
	540	85	5	450	665	950	1200
320	400	38	2.1	164	220	1300	1600
	400	38	2.1	164	220	1300	1600
	412	38	2.5	180	292	1300	1600
	440	37	2.1	210	305	1200	1400
	440	56	3	278	395	1300	1600
	440	65	3	278	395	1300	1600
	460	70	3	300	440	1300	1600
	479.5	74	4	356	518	1100	1400
	480	50	4	275	400	1100	1300
	480	74	4	356	518	1100	1400
	480	74	4	356	518	1100	1400
	560	82	5	435	665	950	1200
	580	92	5	515	780	1000	1200
	340	420	38	2.1	170	227	1200
460		56	3	282	420	1100	1400
460		56	3	282	420	1100	1400
520		57	4	335	510	950	1200
520		82	5	403	620	1000	1300
620		92	6	545	890	900	1000
360		440	25	1.5	118	210	1130

Designations	Abutment and fillet dimensions			Weight
	D _{smin}	dh _{max}	r _{amax}	
	mm			kg
61956X1M-1	291	379	2	18.4
16056	292	407	2.5	22.5
6056	296	404	3	32.2
6256	300	480	4	72
6356	305	553	5	141
61860M	309	371	2	10.4
61960X1	313	406.5	2.5	20.6
61960	313	407	2.5	20.7
16060/HA	316	444	3	33.1
6060	316	444	3	48.4
6060X2F3	316	444	3	41.5
6260	320	520	4	88.0
61864M	331	389	2	11.4
61864F3	331	389	2	11.1
864	332	400	2.5	12.7
60964	331	428	2	15.5
61964	333	427	2.5	24.9
61964X2	333	427	2.5	28.4
62964X3/YB2	333	447	2.5	39.9
6064X1	336	464	3	50.1
16064	336	466	3	34
6064	336	464	3	50.3
6064/C4YA8	336	464	3	49.6
6076N1F3	400	540	4	65.6
6264	340	560	4	111
61868	352	408	2	11.6
61968	353	447	2.5	27.0
61968MA	353	447	2.5	27.6
16068	356	505	3	44.9
6068	360	500	4	63.4
6268	366	599	4	112
60872	367	432	1.5	6.50

Deep Groove Ball Bearing

d 360~400 mm

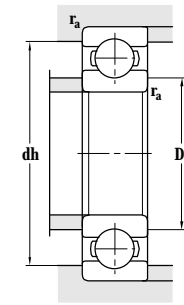
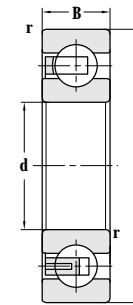
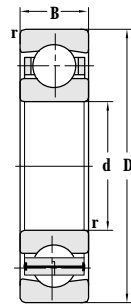
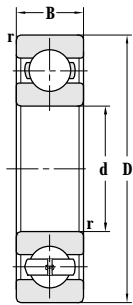


Principal dimensions				Basic load ratings		Limit speed ratings	
d	D	B	r _{min}	C _r	C _{or}	Grease	Oil
mm				kN		r/min	
360	440	38	2.1	173	242	1100	1400
	480	56	3	282	425	1100	1400
	480	56	3	282	425	1100	1400
	480	56	3	282	425	1100	1400
	480	56	3	282	425	1100	1400
	509.5	70	3	335	510	1000	1300
	530	82	5	355	620	1000	1300
	540	82	5	443	705	1000	1300
	540	57	4	345	545	1000	1200
	540	82	5	443	705	1000	1300
	540	82	5	443	705	1000	1300
380	480	46	2.1	232	375	1000	1300
	480	46	2.1	232	375	1000	1300
	520	44	3	241	365	1000	1300
	520	44	3	241	365	1000	1300
	520	65	4	335	550	1000	1300
	520	65	4	335	550	1000	1300
	560	57	4	368	615	940	1100
	560	82	5	443	720	950	1200
	560	82	5	443	720	950	1200
	560	82	5	443	720	950	1200
	560	82	5	443	720	950	1200
	560	82	5	443	720	950	1200
	560	82	5	443	720	950	1200
	560	82	5	443	720	950	1200
400	500	31	2	159	277	1000	1200
	500	46	2.1	242	397	1000	1200
	500	46	2.1	242	397	1000	1200
	540	44	3	258	435	980	1250
	540	65	4	350	580	950	1200
	540	65	4	350	580	950	1200
	600	90	5	500	830	900	1100
	600	90	5	500	830	900	1100
	600	90	5	500	830	900	1100
	600	90	5	500	830	900	1100
	720	130	6	630	1080	750	900

Designations	Abutment and fillet dimensions			Weight
	D _{smin}	dh _{max}	r _{amax}	
	mm			kg
61872	351	429	2	12.2
61972	373	467	2.5	30.9
FL-61972MA	373	467	2.5	28.9
61972/P64	373	467	2.5	30.9
61972F3	373	467	2.5	30.2
62972X3	374	495.5	2.5	48.0
6072X1/C9	382	508	4	59.8
6072F3	380	520	4	64.7
16072	376	524	3	48.4
6072F1	380	520	4	64.7
6072M	380	520	4	65.7
61876F1	391	469	2	19.0
61876F3	391	469	2	19.0
60976	396	504	3	29.2
60976/YA8	396	504	3	29.7
61976/W281	396	504	3	39.8
61976	396	504	3	39.8
16076	394	545	3	50.0
6076F3	398	542	4	65.6
6076N1	398	542	4	69.3
6076N1F3	398	542	4	65.6
6076	398	542	4	69.3
6076M	398	542	4	66.4
60880	410	490	2	15.0
61880	413	488	2	21.0
61880MA	413	488	2	20.2
60980	411	525	2.5	27.5
61980	416	524	3	43.6
61980F3	416	524	3	39.4
6080F1	420	580	4	86.5
6080F3	420	580	4	86.5
6080M	420	580	4	87.9
61280X2MA/YA3	477.45	642.55	2	250

Deep Groove Ball Bearing

d 420~500 mm

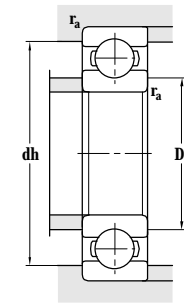
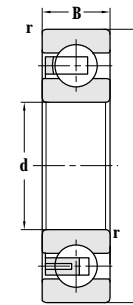
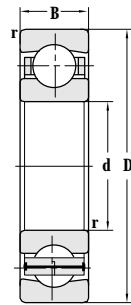
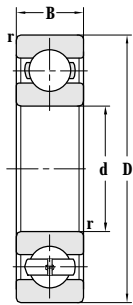


Principal dimensions				Basic load ratings		Limit speed ratings	
d	D	B	r _{min}	C _r	C _{or}	Grease	Oil
mm				kN		r/min	
420	520	46	2.1	245	420	980	1250
	520	46	2.1	245	420	980	1250
	560	65	4	320	520	900	1100
	560	65	4	320	520	900	1100
	560	65	4	320	520	900	1100
	560	65	4	320	520	900	1100
	620	90	5	490	860	900	1110
	620	90	5	490	860	900	1100
440	540	31	2	155	285	870	1000
	540	46	2.1	245	445	870	1000
	600	50	4	305	550	870	1000
	600	74	4	390	650	900	1100
	600	74	4	380	650	900	1100
	650	94	6	525	880	850	1000
	460	580	56	3	303	435	900
580		56	3	265	435	900	1100
620		72	4	410	710	870	1100
620		72	4	410	710	870	1100
620		74	4	405	680	850	1000
620		72	4	410	710	850	1000
680		100	6	560	1020	800	950
680		100	6	560	1020	800	950
480		600	56	3	315	610	870
	650	78	5	417	743	800	950
	700	100	6	605	1115	740	900
500	620	37	2.1	220	445	800	950
	620	56	3	325	607	800	950
	660	75	5	395	716	750	900
	660	75	5	395	716	750	900
	670	78	5	450	860	760	900
	670	78	5	450	845	760	900
	720	100	6	575	1020	750	900

Designations	Abutment and fillet dimensions			Weight
	D _{smin}	dh _{max}	r _{amax}	
	mm			kg
61884	431	508	2	22.2
FL-61884MA	431	508	2	23.0
61984F3/C9	436	544	3	41.9
61984F3	436	544	3	41.9
61984MA	436	544	3	46.2
FL-61984MA/C3	436	544	3	46.2
6084	438	602	4	90.5
6084M	438	602	4	92.0
60888	450	531	2	16.5
61888	453	528	2	22.3
60988	456	585	3	46.1
61988F3	456	584	3	60.5
61988	455	585	3	61.6
6088	466	624	5	108
61892	473	567	2.5	34.3
61892MA	473	567	2.5	34.7
61992	475	604	3	63.0
FL-61992X2MA	475	604	3	62.8
61992F3	476	604	3	63.0
61992X2MA	476	604	3	62.8
6092F1	483	657	5	121
6092F3	483	657	5	121
61896	492	587	2.5	36.0
61996F3	498	632	4	74.1
6096	504	676	5	133
608/500	510	609	2	20
618/500M	513	607	2.5	37.3
619/500X3F1	520	650	4	68.8
619/500X3F3	520	650	4	68.8
619/500	519	651	4	79
619/500F3	519	651	4	79.7
60/500	526	694	5	135

Deep Groove Ball Bearing

d 500~600 mm

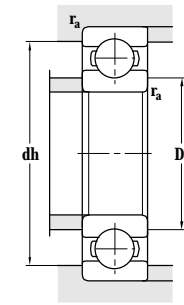
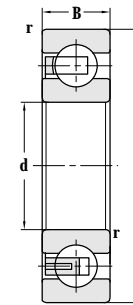
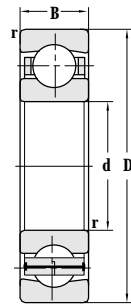
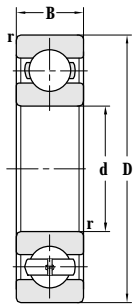


Principal dimensions				Basic load ratings		Limit speed ratings		
d	D	B	r _{min}	C _r	C _{or}	Grease	Oil	
mm				kN		r/min		
500	720	100	6	580	1100	750	900	
	720	100	6	580	1100	750	900	
530	650	56	3	325	640	750	900	
	650	56	3	325	640	750	900	
	650	56	3	325	640	750	900	
	710	57	4	410	810	700	850	
	710	82	5	470	885	700	850	
	710	82	5	470	885	700	850	
	758	100	6	580	1130	680	830	
	760	100	6	580	1130	680	830	
	780	112	6	635	1260	670	810	
	780	112	6	680	1300	670	800	
	780	112	6	680	1300	670	800	
	560	680	37	2.1	220	460	710	860
680		56	3	331	667	700	850	
680		56	3	331	667	700	850	
680		56	3	331	667	700	850	
680		56	3	331	667	700	850	
750		85	5	475	925	670	800	
750		85	5	475	925	670	800	
820		115	6	670	1370	630	750	
820		115	6	630	1500	630	750	
820		115	6	670	1370	630	750	
570		799	115	6	641	1280	480	600
600		700	100	3	345	710	670	800
	730	42	3	260	550	670	800	
	730	42	3	261	485	670	800	
	730	60	3	350	735	670	800	
	730	60	3	350	735	670	800	
	869	110	6	680	1450	650	750	
	870	118	6	680	1450	600	700	
	870	118	6	692	1450	600	700	

Designations	Abutment and fillet dimensions			Weight
	D _{smin}	dh _{max}	r _{amax}	
	mm			kg
60/500N1MAS	523	697	5	136
60/500-BG	523	697	5	135
618/530F1	543	637	2.5	41.1
618/530MA	543	637	2.5	42.1
618/530F3	543	637	2.5	41.1
609/530	545	696	3	60.0
619/530F1	548	692	4	91.6
619/530F3	548	692	4	91.6
60/530X3	543	745	5	149
60/530X3-1	556	754	5	153
60/530	552	757	5	188
60/530N1MA	556	754	5	185
60/530N1MA/YAB	553	757	5	185
608/560	572	670	2	30.0
618/560F1	573	667	2.5	42.1
618/560F3	573	667	2.5	42.1
618/560MA	573	667	2.5	42.7
618/560/P5	573	667	2.5	42.8
619/560F1	578	732	4	110
619/560F3	578	732	4	110
60/560F3	586	794	5	205
60/560N1MAS/C9	586	794	5	208
60/560F1	586	794	5	205
66/570X1M	598	770	5	181
D66/600	610	690	2.5	60.6
608/600	614	718	2.5	41.0
608/600MA	614	718	2.5	41.0
618/600	613	717	2.5	52.7
618/600/W33X	613	717	2.5	52.2
60/600X3/C3H	623	846	5	219
60/600	623	847	5	233
60/600/HC	623	847	5	233

Deep Groove Ball Bearing

d 600~750 mm

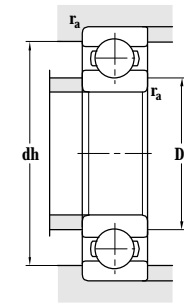
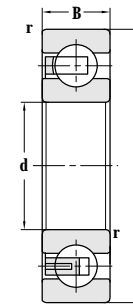
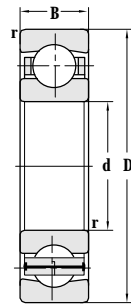
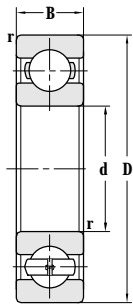


Principal dimensions				Basic load ratings		Limit speed ratings	
d	D	B	r _{min}	C _r	C _{or}	Grease	Oil
mm				kN		r/min	
600	870	118	6	725	1510	600	700
600.3	819	90	5	560	1130	650	750
630	780	48	3	365	710	640	760
	780	69	4	424	926	630	750
	780	69	4	424	926	630	750
	780	69	4	420	760	630	750
	850	71	5	475	1050	600	710
	850	100	6	610	1330	600	710
	920	128	7.5	800	1750	550	660
650	920	118	6	750	1600	550	660
670	820	69	4	424	960	560	670
	820	69	4	424	960	560	670
	820	69	4	424	960	560	670
	920	118	6	750	1600	530	630
	820	69	4	424	960	560	670
	820	69	4	424	960	560	670
	900	73	5	540	1210	580	700
	900	103	6	670	1450	530	630
	980	136	7.5	885	1900	500	600
	980	136	7.5	885	1900	500	600
	980	136	7.5	885	1900	500	600
710	870	74	4	456	1056	530	630
	870	74	4	456	1056	530	630
	870	74	4	456	1056	530	630
	950	78	5	545	1280	500	610
	950	106	6	645	1510	500	610
	1030	140	7.5	935	2180	490	560
750	920	78	5	515	1225	480	610
	1000	112	6	745	1790	490	570
	1090	150	7.5	975	2370	450	530

Designations	Abutment and fillet dimensions			Weight
	D _{smin}	dh _{max}	ra _{max}	
	mm			kg
60/600/HCE-1	623	847	5	236
66/600.3/HCYA13	623	796	5	147
608/630	643	767	2.5	41.0
618/630	645	765	3	76.5
618/630MA	645	765	3	77.8
618/630L/P5	645	765	3	65.7
609/630	649	832	4	112
619/630	654	829	5	163
60/630	657	891	6	280
66/650N1	678	891	5	254
618/670	685	805	3	82.2
618/670F1	685	805	3	80.8
618/670F3	685	805	3	80.8
66/650N1	673	897	5	254
618/670Q1	685	805	3	82.8
618/670/C4	685	805	3	82.2
609/670	689	882	4	143
619/670MA	693	877	5	194
60/670F3	698	952	6	361
60/670N1	698	952	6	366
60/670N1/YB2	698	952	6	366
618/710F3	725	855	3	96.1
618/710	725	855	3	98.1
618/710MA	725	855	3	98.8
609/710	729	932	4	148
619/710	732	928	5	218
60/710	738	1002	6	375
618/750	766	901	4	114
619/750	774	977	5	260
60/750	778	1061	6	490

Deep Groove Ball Bearing

d 800~1000 mm

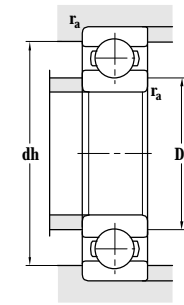
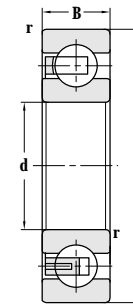
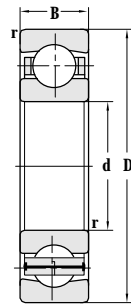
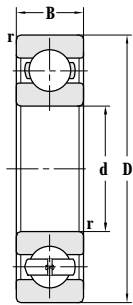


Principal dimensions				Basic load ratings		Limit speed ratings	
d	D	B	r _{min}	C _r	C _{or}	Grease	Oil
mm				kN		r/min	
800	980	57	4	390	990	430	510
	980	82	5	545	1340	430	510
	980	82	5	545	1360	430	510
	980	82	5	545	1360	430	510
	1060	115	6	815	2100	430	500
	1060	115	6	800	1960	430	500
	1150	115	7.5	950	2080	500	550
	1150	155	7.5	985	2530	400	480
	1150	115	7.5	845	2080	500	550
	850	1030	57	4	385	1000	450
1030		82	5	555	1300	450	530
1030		82	5	545	1400	430	500
1030		82	5	545	1400	430	500
1030		82	5	555	1300	430	500
1030		82	5	555	1300	450	530
1120		118	6	815	2150	400	480
1220		165	7.5	1090	2980	370	430
900	1090	85	5	600	1540	380	450
	1180	122	6	830	2270	360	440
	1280	170	7.5	1080	3120	330	410
950	1150	90	5	660	1620	360	430
	1150	90	5	660	1620	360	430
	1150	90	5	660	1620	360	430
	1200	90	5	660	1620	360	430
	1250	132	7.5	985	2850	330	410
	1250	132	7.5	930	2430	340	400
	1360	180	7.5	1145	3315	310	380
960	1160	90	5	630	1550	360	430
1000	1220	71	5	540	1550	350	400
	1220	100	6	680	1720	340	400
	1220	100	6	635	1720	340	400

Designations	Abutment and fillet dimensions			Weight
	D _{smin}	dh _{max}	r _{amax}	
	mm			kg
608/800	815	966	3	100
618/800	820	960	4	132
618/800MA	820	960	4	133
618/800MA/P5	820	960	4	133
619/800	823	1037	5	280
619/800F3	823	1037	5	289
160/800X2F1	820	1130	6	427
60/800	828	1120	6	540
160/800X2F3	820	1130	6	427
608/850	865	1015	3	75
618/850	870	1010	4	151
618/850MA	868	1012	4	141
618/850MA/C9	868	1012	4	141
618/850F1	868	1012	4	147
618/850F3	870	1010	4	144
619/850	873	1098	5	315
60/850	879	1190	6	640
618/900F3	918	1072	4	155
619/900	923	1156	5	355
60/900	928	1252	6	725
618/950F1/C9	968	1132	4	188
618/950F3/C9	968	1132	4	188
618/950F1/C9	968	1132	4	188
618/950X1F3	968	1182	4	252
619/950	979	1222	6	395
619/950/C9	978	1222	6	460
60/950	979	1330	6	850
66/960MA	978	1142	4	199
608/1000	1018	1201	4	175
618/1000F3	1023	1197	5	230
618/1000F1	1026	1194	5	230

Deep Groove Ball Bearing

d 1000~1500 mm

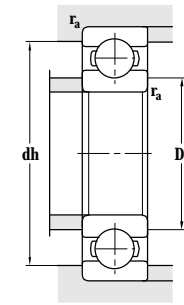
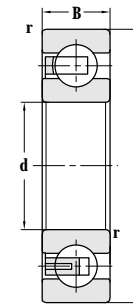
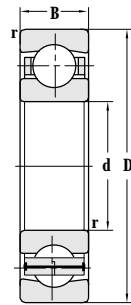
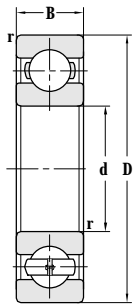


Principal dimensions				Basic load ratings		Limit speed ratings	
d	D	B	r _{min}	C _r	C _{or}	Grease	Oil
mm				kN		r/min	
1000	1220	100	6	680	1720	340	400
	1320	103	6	800	2340	330	380
	1320	140	7.5	950	2530	330	380
	1420	185	7.5	1320	3900	280	340
1060	1280	100	6	710	2140	310	350
	1400	150	7.5	985	3030	290	330
	1500	195	9.5	1310	3750	260	320
	1500	195	9.5	1310	3750	260	320
1120	1360	106	6	725	2180	290	350
	1360	106	6	910	2500	290	350
	1460	150	7.5	1010	3070	270	330
	1580	200	9.5	1430	4480	250	300
1180	1420	106	6	920	2580	320	360
	1420	106	6	920	2580	320	360
	1420	106	6	920	2580	320	360
	1540	160	7.5	1115	3630	210	270
1240	1480	112	6	930	2660	300	340
	1750	218	9.5	1590	5000	200	250
1250	1500	112	6	830	2740	210	270
	1750	218	9.5	1590	5000	200	250
	1560	150	6	939	2750	220	280
	1720	175	7.5	1140	3500	360	450
1280	1600	150	6	956	2830	200	260
	1600	122	6	955	2830	200	260
	1720	128	7.5	1180	4060	190	230
	1720	175	7.5	1140	3500	360	450
1320	1700	132	7.5	1070	3980	190	230
	1820	185	9.5	1550	5520	180	230
1400	1700	132	7.5	1070	3980	190	230
	1820	185	9.5	1550	5520	180	230
1500	1820	140	7.5	1190	4310	170	210

Designations	Abutment and fillet dimensions			Weight
	D _{smin}	dh _{max}	r _{amax}	
	mm			kg
618/1000MA	1023	1197	5	234
609/1000	1023	1297	5	405
619/1000	1028	1292	6	548
60/1000	1028	1392	6	925
618/1060	1084	1259	5	265
619/1060	1089	1371	6	615
60/1060	1094	1466	8	1090
60/1060/HBYB2	1094	1466	8	1141
618/1120	1143	1336	5	310
618/1120M	1143	1336	5	313
619/1120	1148	1432	6	640
60/1120	1155	1546	8	1245
618/1180M	1203	1397	5	317
618/1180F1	1206	1394	5	310
618/1180F3	1203	1397	5	310
619/1180	1209	1513	6	765
618/1240X1	1266	1454	5	356
618/1250	1274	1479	5	390
60/1250M/P5	1290	1710	8	1708
66/1280F1/C9	1306	1534	5	606
618/1320X2F1/C9	1343	1577	5	520
618/1320F3	1343	1377	5	512
609/1320	1348	1691	6	835
619/1320F3/YB2	1348	1692	6	1112
618/1400	1427	1672	6	620
619/1400	1434	1777	8	1260
618/1500	1528	1791	6	695

Deep Groove Ball Bearing

d 1500~1700 mm



Principal dimensions				Basic load ratings		Limit speed ratings	
d	D	B	r _{min}	C _r	C _{or}	Grease	Oil
mm				kN		r/min	
1500	1950	195	9.5	1680	6220	160	190
	1950	155	7.5	1240	4750	150	180
1600	2060	200	9.5	1820	6300	260	300
	2060	200	9.5	1820	6300	260	300
1700	2060	160	7.5	1240	4950	130	160
	2180	212	9.5	1950	7680	120	150

Designations	Abutment and fillet dimensions			Weight
	D _{smin}	dh _{max}	r _{amax}	
	mm			kg
619/1500	1535	1915	8	1515
618/1600	1627	1923	6	975
619/1600	1634	2026	8	1711
619/1600F3	1634	2026	8	1681
618/1700	1729	2032	6	1110
619/1700	1735	2145	8	1930