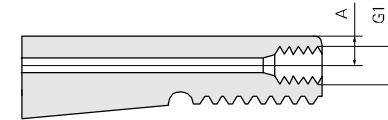
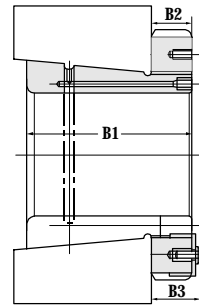
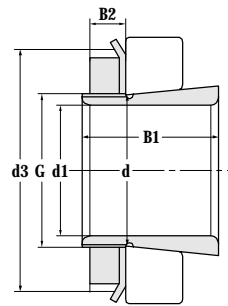


# Spherical Roller Bearing(Adapter Sleeve)

d 60–200 mm

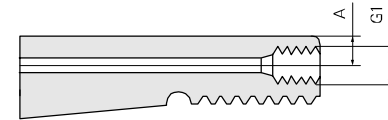
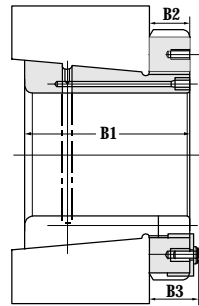
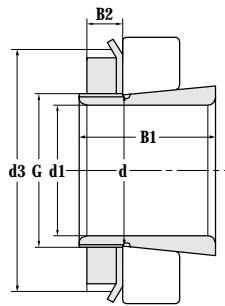


Principal dimensions								
d1	d	d3	B1	B2	B3	G	G1	A
mm								
60	65	85	65	14		M65x2		
70	80	105	46	17		M80x2		
	80	105	46	17		M80x2		
75	85	110	63	18		M85x2		
80	90	120	65	18		M90x2		
90	100	130	97	20		M100x2		
100	110	145	81	21		M110x2		
	110	145	105	21		M110x2		
110	120	145	72	22		M120x2		
	120	155	88	22		M120x2		
115	130	165	121	23		M130x2		
140	160	190	93	28		M160x3		
	160	210	119	28		M160x3		
	160	210	147	28		M160x3		
150	170	200	101	29		M170x3		
	170	220	122	29		M170x3		
160	180	210	109	30		M180x3		
	180	230	131	30		M180x3		
170	190	220	112	31		M190x3		
180	200	240	120	32		M200x3		
	200	250	150	32		M200x3		
200	220	260	126	30	41	Tr220x4	M6	4.2
	220	280	161	35		Tr220x4		

Designation	Lock nut	Locking device	Applicable hydraulic nut	Weight
Adapter sleeve with lock nut and locking devices.				
kg				
H2313	KM13	MB13	HMV13E	0.582
H216	KM16	MB16	HMV16E	0.966
H316	KM16	MB16	HMV16E	1.04
H317	KM17	MB17	HMV17E	1.17
H318	KM18	MB18	HMV18E	1.1
H2320	KM20	MB20	HMV20E	2.76
H3122	KM22	MB22	HMV22E	2.33
H2322	KM22	MB22	HMV22E	2.84
H3024	KML24	MBL24	HMV24E	1.95
H3124	KM24	MB24	HMV24E	2.39
H2326	KM26	MB26	HMV26E	4.72
H3032	KML32	MBL32	HMV32E	6.64
H3132	KM32	MB32	HMV32E	7.47
H2332	KM32	MB32	HMV32E	9.2
H3034	KML34	MBL34	HMV34E	6.31
H3134	KM34	MB34	HMV34E	8
H3036	KML36	MBL36	HMV36E	6.73
H3136	KM36	MB36	HMV36E	9.39
H3038	KML38	MBL38	HMV38E	7.62
H3040	KML40	MBL40	HMV40E	9.71
H3140	KM40	MB40	HMV40E	12
H3044	HML44	MSL44	HMV44E	11.2
H3144	HM44	MS44	HMV44E	15.3

# Spherical Roller Bearing(Adapter Sleeve)

d 200~380 mm

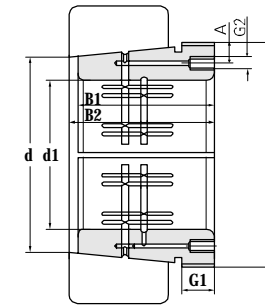
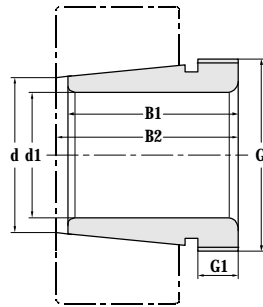


Principal dimensions								
d1	d	d3	B1	B2	B3	G	G1	A
mm								
200	220	280	161	35		Tr220x4	M6	4.2
	220	280	186	35		Tr220x4		
220	240	300	172	37		Tr240x4	M6	4.2
	240	300	172	37		Tr240x4		
240	260	310	116	34	46	Tr260x4	M6	4.2
	260	310	145	34	46	Tr260x4	M6	4.2
	260	330	190	39		Tr260x4	M6	4
	260	330	190	39		Tr260x4		
260	280	330	152	38	50	Tr280x4	M6	4.2
	280	350	195	38	51	Tr280x4	M6	4.2
	280	350	195	38	41	Tr280x4	M6	4.2
	280	350	224	41		Tr280x4		
280	300	360	168	42	54	Tr300x4	M6	4.2
	300	380	208	40	53	Tr300x4	M6	4.2
300	320	380	140	42	55	Tr320x5	M6	4
	320	400	226	42	56	Tr320x5	M6	4
	320	400	258	42	56	Tr320x5	M6	4
320	340	440	254	55	72	Tr340x5	M6	4
340	360	420	188	45	58	Tr360x5	M6	4
	360	460	259	58	75	Tr360x5	M6	4
360	380	450	193	48	62	Tr380x5	M6	4
	380	490	264	60	77	Tr380x5	M6	4
380	400	470	210	52	66	Tr400x5	M6	4
	400	520	272	62	82	Tr400x5	M6	4

Designation	Lock nut	Locking device	Applicable hydraulic nut	Weight
Adapter sleeve with lock nut and locking devices.				
kg				
OH3144XH H2344	HM44	MB44	HMV44E	14.9
	HM44	MB44	HMV44E	16.8
H3148 OH3148H	HM48	MB48	HMV48E	18.4
	HM48	MB48	HMV48E	16
OH3952H H3052 H3152 OH3152H	HML52	MSL48	HMV52E	14.8
	HML52	MSL48	HMV52E	16
	HM52	MB52	HMV52E	22.8
	HM52	MB52	HMV52E	23.3
H3056 H3156 OH3156H H2356	HML56	MSL56	HMV56E	18.4
	KM56	MS52	HMV56E	25.2
	HM56X2	MB56	HMV56E	25.9
	HM56	MB56	HMV56E	29.6
H3060 OH3160H	HML60	MSL60	HMV60E	24
	HM60	MS60	HMV60E	31.4
OH3964H OH3164H H3264	HML64	MSL64	HMV64E	21.4
	HM64	MS64	HMV64E	32.5
	HM64	MS64	HMV64E	40.8
OH3168H	HM68	MS68	HMV68E	52.4
OH3072H OH3172H	HML72	MSL72	HMV72E	20.6
	HM72	MS68	HMV72E	57.3
H3076 H3176	HML76	MSL76	HMV76E	43.5
	HM76	MS76	HMV76E	62.9
H3080 OH3180H	HML80	MSL76	HMV80E	43.5
	HM80	MS80	HMV80E	65

# Spherical Roller Bearing(Withdrawal Sleeve)

d 95-1010 mm



Principal dimensions							
d1	d	B1	B2	G	G1	G2	A
mm							
95	100	64	68	M110x2	11		
105	110	65	72	M120x2	11		
145	150	96	101	M160x3	15		
170	180	105	110	M200x3	17		
	180	116	122	M190x3	19		
200	220	130	136	Tr240x4	20		
220	240	154	161	Tr260x4	25		
	240	189	197	Tr260x4	30		
320	340	225	234	Tr360x5	33		
340	360	167	176	Tr380x5	30	G1/4	9
		269	289	Tr380x5	26	G1/4	9
360	380	170	180	Tr410x5	31	G1/4	9.5
400	420	186	196	Tr440x5	34		
440	460	202	213	Tr480x5	37		
460	480	295	307	Tr500x5	45	G1/4	9
510	530	225	235	Tr560x6	54		
540	560	250	261	Tr600x6	54		
560	580	180	190	Tr600x6	47		
	580	300	308	Tr620x6	60		
1010	1060	310	328	Tr1095x8	50	G1/4	15

Designation Withdrawal sleeve	Applicable nut for withdraw	Applicable hydraulic nut	Weight
			kg
AH3120	KM22	HMV22E	0.66
AH3122			0.76
AHX3130	KM32	HMV32E	1.8
AH2236	KM40		3.4
AHX3136	KM38	HMV38E	4.25
AH2244			9.23
AH3148	HM3052	HMV52E	15.9
AH2348	HM3052	HMV52E	15.9
AHX3168	HM3172	HMV72E	28.1
AOH3072	HM3076	HMV3076E	21
AOH24172	HM3176	HMV3076E	29.6
AOH3076			22.8
AHX3084	HM3088	HMV88E	26.9
AHX3092H	HM3096	HMV96E	34
AOH3196	HM31/500	HMV100E	60
AHX06/530			47.8
AH30/560-1			60.6
AH26/580			38
AH26/580-1			86
AOH239/1060			261