Transmittal, reproduction, dissemination and/or editing of this document as well as utilization of its contents and communication thereof to others without express authorization are prohibited.
未经允许禁止传输、复制、编辑该文档，以及利用其内容进行交流

REVISION RECORD				
REV	ECN	DESCRIPTION	DRFT	DATE

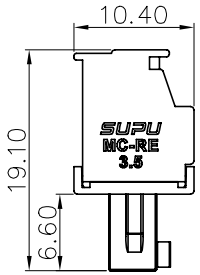

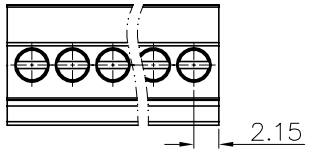

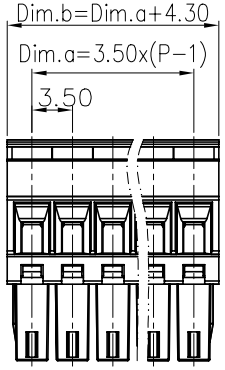

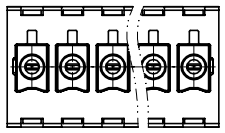

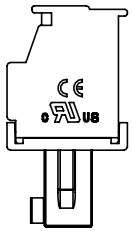

poles	Dim.a	Dim.b
2	3.50±0.15	7.80±0.15
3	7.00±0.15	11.30±0.15
4	10.50±0.15	14.80±0.15
5	14.00±0.15	18.30±0.30
6	17.50±0.30	21.80±0.30
7	21.00±0.30	25.30±0.30
8	24.50±0.30	28.80±0.30
9	28.00±0.30	32.30±0.50
10	31.50±0.50	35.80±0.50
11	35.00±0.50	39.30±0.50
12	38.50±0.50	42.80±0.50
13	42.00±0.50	46.30±0.50
14	45.50±0.50	49.80±0.50
15	49.00±0.50	53.30±0.50
16	52.50±0.50	56.80±0.50
17	56.00±0.50	60.30±0.70
18	59.50±0.50	63.80±0.70
19	63.00±0.70	67.30±0.70
20	66.50±0.70	70.80±0.70
21	70.00±0.70	74.30±0.70
22	73.50±0.70	77.80±0.70
23	77.00±0.70	81.30±0.70
24	80.50±0.70	84.80±0.70

NOTES:
UL/CUL Standard
1.Conductor cross section : 30~16AWG
2.Rated torque : M2,1.77Lb.in
3.Rated Voltage/Current :

Use group	B	C	D
Rated voltage(V)	300	–	300
Rated current(A)	8	–	8

IEC Standard
1.Conductor cross section : 0.2~1.5mm²
2.Rated torque : M2 , 0.2N.m
3.Rated Voltage/Current :

Surge voltage category	Ⅲ	Ⅲ	Ⅱ
Pollution degree	3	2	2
Rated surge voltage(KV)	2.5	2.5	2.5
Rated voltage(V)	160	160	320
Rated current(A)	8	8	8

Material:

Insulator	PA66	UL94 V-0
Conductor	COPPER ALLOY	Sn,Plated
Cage	COPPER ALLOY	Ni,Plated
Screw	STEEL	Zn,Plated

General information:
1.Dimension shall be interpreted per ASME Y14.5-2009
2.Pitch : 3.5mm, Poles : 02~24P
3.Stripping length : 7~8mm
4.Operating temperature: -40℃~+105℃
5.RoHS Compliance
6.Undimensioned Tolerances:

Pitch Range In mm			Nominal Dimension Range In mm						0.1/10
TO 6	Over 6 TO 10	Over 10 TO 24	TO 30	Over 30 TO 60	Over 60 TO 100	Over 100 TO 150	Over 150		∠
±0.15	±0.20	±0.30	±0.30	±0.50	±0.70	±1.00	±1.30		±2°

Connection method:
1.For solid wire,peel wire in right length, fix in by rated torque force.
2.For stranded wire,connect directly after peeling in right length,or furruled on wire and fix in by rated torque force.
(Attention: torque force should be equable, no explosive power.)

HOW TO ORDER:
MC-RE3.5V XXC-XX-0001-KXXX

- MC-RE3.5V: Sereies No.
- XXC: Poles: 02: 02 contacts; 03: 03 contacts; ...; 24: 24 contacts
- XX: Color: N/A: Green; BK: Black; BU: Blue; GY: Grey; OG: Orange; RD: Red; YE: Yellow; BN: Brown; WT: White; VT: Violet.
- 0001: Company request
- KXXX: Customer request

订货号 Order No.	MC-RE3.5VXXC-0001		名 称 Name	MC-RE系列3.5间距孔型垂直带螺钉标准款-接线端子	未注公差 Tolerance	表面 Surfaace	
项 目 Item	签 字 Signature	日 期 Date			Tolerance Table	VDI21	
设 计 Design	刘章通	2020.10.14	图 号 Drawing No.	PRM002880	版本号 Revision Number	重量 Weight	比例 Scale
审 核 Check	徐骏	2020.10.14	材 料 Material	Notes	M1		1:1
工 艺 Process	–	–	物料号 Item No.	4113011490	第1页/共1页 1 of 1	mm	
标准化 Unify	–	–		···	SUPU 宁波思普电子有限公司		
批 准 Approve	梁文龙	2020.10.14		4113011512	NINGBO SUPU ELECTRONICS CO.,LTD.		

借通用件登记 Common Part
原图号 Old Draw. No.
底图总号 Assembly No.

1 2 3 4 5 6 7 8
A B C D E F