HEE 技术特性 Technical characteristics





电流负载能力
Current carrying capacity

电流负载能力所受的限制主要来自包含接插针的接插体可承受的最大温度
The current carrying is limited by maximum temperature of materials for inserts and contacts including terminals

测试和控制过程依据DIN IEC 60512-5
Control and test procedures according to DIN IEC 60512-5

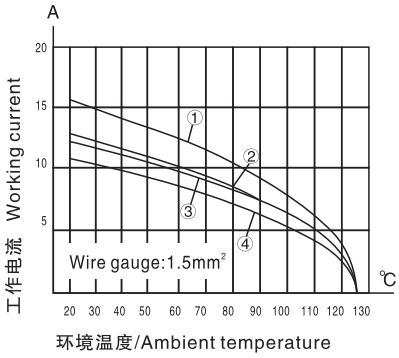

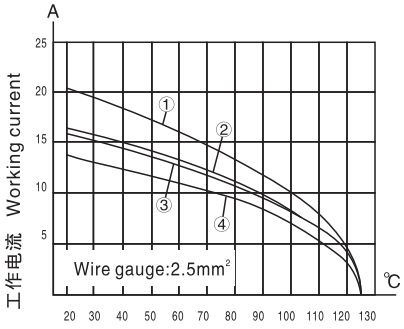

①SO-HEE-010 ③SO-HEE-032
②SO-HEE-018 ④SO-HEE-046

规范/Specifications

	DIN EN 60 664
	DIN EN 61 984
接插体/Inserts	
接插件针数/Number of contacts	10,18,32,46,64,92 64(2x32),92(2x46)+PE
	16A 500V 3 6KV
工作电流/Working current	
（见负载图/See current carrying capacity）	
工作电压/Working voltage	
污染等级/Pollution degree	
额定脉冲耐受电压/Rated impulse voltage	
绝缘电阻/Insulation resistance	≥10^{10}Ω
材料/Material	Polycarbonate
阻燃等级UL94/Flammability acc.to(UL94)	V0
工作温度范围/Limiting temperatures	-40℃ ~ +125℃
插拔次数/Mechanical working life (mating cycles)	≥500
据UL/CSA工作电压/Working voltage acc.to UL/CSA	600V
接插针/Contacts	
材料/Material	铜/Copper alloy
表面处理/Surface	镀银/Silver plated
接触电阻/Contact resistance	≤1mΩ
接线形式/Terminal	冷压压接/Crimp terminal
导线规格/Wire gauge	0.14-4.0mm²(AWG26-12)
剥线长度/Stripping length	7.5mm

SO-HEE

插芯/Insert 500V 16A

接插件针数
Number of contacts

10,18,32,46+⏚



TYPE SO-HEE-010-MC



SO-HEE-010-FC



SO-HEE-018-MC



SO-HEE-018-FC



TYPE SO-HEE-032-MC



SO-HEE-032-FC



SO-HEE-046-MC



SO-HEE-046-FC

尺寸图
Drawing(Dimensions in mm)

HEE

公插体
Male insert (MC)

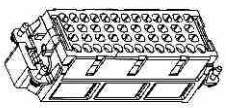

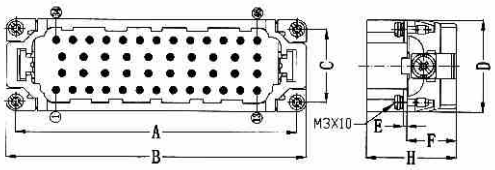

Male insert(M)

number of contacts	A	B	C	D	E	F	H
SO-HEE-010	44	51	27	34	1.2	18.3	33.3
SO-HEE-018	57	64	27	34	1.2	18.3	33.3
SO-HEE-032	77.5	84.5	27	34	1.2	18.3	33.3
SO-HEE-046	104	111	27	34	1.2	18.3	33.3

母插体
Female insert (FC)

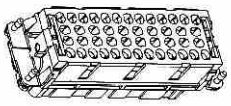

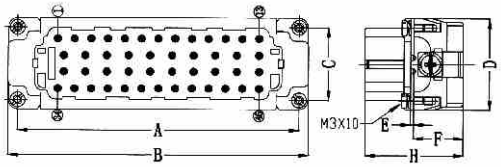

Female insert(F)

number of contacts	A	B	C	D	E	F	H
SO-HEE-010	44	51	27	34	1.2	18.2	36.2
SO-HEE-018	57	64	27	34	1.2	18.2	36.2
SO-HEE-032	77.5	84.5	27	34	1.2	18.2	36.2
SO-HEE-046	104	111	27	34	1.2	18.2	36.2

面板安装开孔图
Panel cut out for inserts
for use without hoods/housings

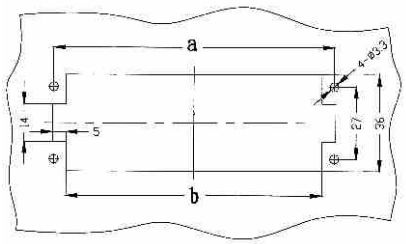

Panel cut out

Size	a	b
SO-H6B	44	35
SO-H10B	57	48
SO-H16B	77.5	68.5
SO-H24B	104	95

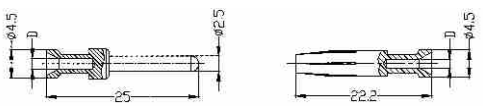

Crimp contacts	Wire gauge		D	Stripping length
Gold plated	0.14-0.37mm²	AWG 26-22	0.90mm	7.5mm
	0.5mm²	AWG 20	1.10mm	7.5mm
	0.75mm²	AWG 18	1.30mm	7.5mm
	1.0mm²	AWG 18	1.45mm	7.5mm
Silver plated	1.5mm²	AWG 16	1.75mm	7.5mm
	2.5mm²	AWG 14	2.25mm	7.5mm
	3.0mm²	AWG 12	2.55mm	7.5mm
	4.0mm²	AWG 12	2.85mm	7.5mm

Note: 配套外壳 Suit hood/housing: Size H6B,H10B,H16B,H24B
外壳详细参数见“外壳部分”
Hood/Housing detail on "Hood/Housing" section

Note: 16A冷压针需另外订购，订货号详情请参见第101页
Crimp termina of 16A should order contacts
pins separately,detail please refer to page 101

SO-HEE

插芯/Insert 500V 16A

接插件针数
Number of contacts

64,92+⏚



TYPE	SO-HEE-064-MC	SO-HEE-064-FC	SO-HEE-092-MC	SO-HEE-092-FC

尺寸图
Drawing
(Dimensions in mm)

公插体
Male insert (MC)

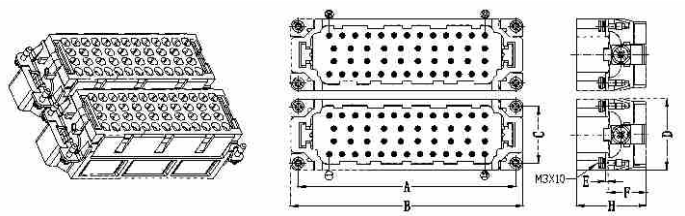

Male insert(M)

number of contacts	A	B	C	D	E	F	H
SO-HEE-064	77.5	84.5	27	34	1.2	18.3	33.3
SO-HEE-092	104	111	27	34	1.2	18.3	33.3

母插体
Female insert (FC)

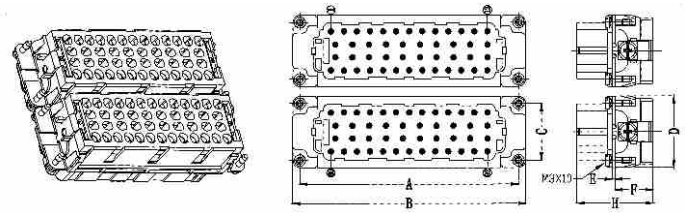

Female insert(F)

number of contacts	A	B	C	D	E	F	H
SO-HEE-064	77.5	84.5	27	34	1.2	18.2	36.2
SO-HEE-092	104	111	27	34	1.2	18.2	36.2

面板安装开孔图
Panel cut out for inserts
for use without hoods/housings

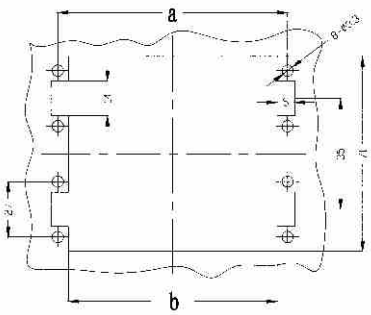

Panel cut out

Size	a	b
SO-H32B	77.5	68.5
SO-H48B	104	95

Note: 配套外壳 Suit hood/housing: Size H32B,H48B
外壳详细参数见 “外壳部分”
Hood/Housing detail on "Hood/Housing" section

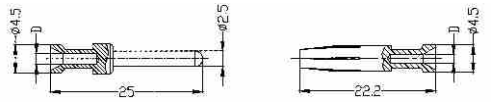

Crimp contacts	Wire gauge		D	Stripping length
Gold plated	0.14-0.37mm²	AWG 26-22	0.90mm	7.5mm
	0.5mm²	AWG 20	1.10mm	7.5mm
	0.75mm²	AWG 18	1.30mm	7.5mm
	1.0mm²	AWG 18	1.45mm	7.5mm
Silver plated	1.5mm²	AWG 16	1.75mm	7.5mm
	2.5mm²	AWG 14	2.25mm	7.5mm
	3.0mm²	AWG 12	2.55mm	7.5mm
	4.0mm²	AWG 12	2.85mm	7.5mm

Note: 16A冷压针需另外订购，订货号详情请参见第101页
Crimp termina of 16A should order contacts
pins separately,detail please refer to page 101