


50X50X10 mm

KF0510-01 Series

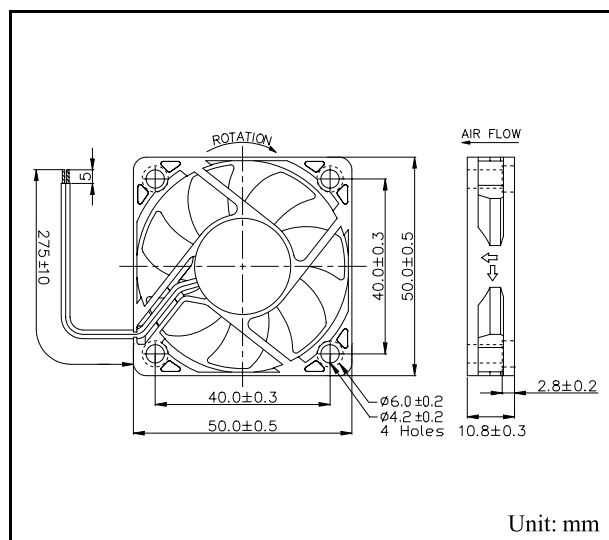
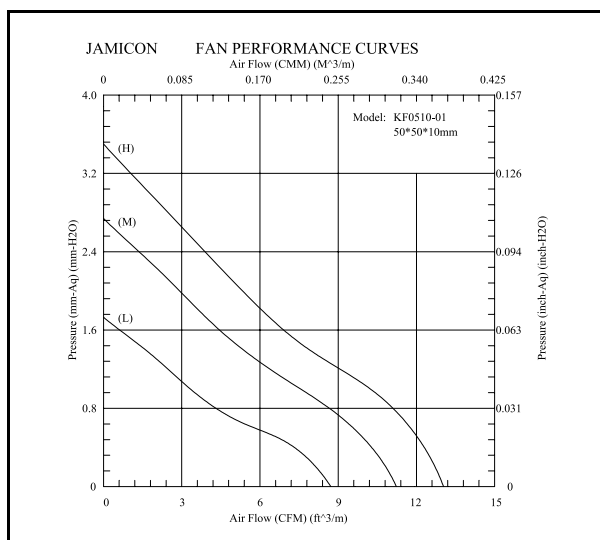


- **Frame** : Plastic Material UL 94V-0
- **Impeller** : Plastic Material UL 94V-0
- **Speed Range** : $\pm 10\%$

SPECIFICATIONS

Model	Bearing	Rated Voltage (V)	Operating Voltage (V)	Air Flow (CFM)	Static Pressure (inchH ₂ O)	Speed (R.P.M.)	Input Current (Amp)	Input Power (Watt)	Nominal Power (Watt)	Noise (dBA)	Weight (g)
KF0510B5H-01	Dual Ball	5	4.25~5.75	13.04	0.138	5200	0.22	1.10	1.1	29.0	17
KF0510B5M-01				11.23	0.108	4500	0.14	0.70	0.9	26.2	
KF0510B5L-01				8.72	0.068	3500	0.09	0.45	0.6	21.2	
KF0510S5H-01	Sleeve			13.04	0.138	5200	0.23	1.15	1.1	29.0	
KF0510S5M-01				11.23	0.108	4500	0.15	0.75	1.1	26.2	
KF0510S5L-01				8.72	0.068	3500	0.10	0.50	0.7	21.2	
KF0510B1H-01	Dual Ball	12	10.2~13.8	13.04	0.138	5200	0.11	1.32	1.6	29.0	
KF0510B1M-01				11.23	0.108	4500	0.07	0.84	0.8	26.2	
KF0510B1L-01				8.72	0.068	3500	0.05	0.60	0.7	21.2	
KF0510S1H-01	Sleeve			13.04	0.138	5200	0.12	1.44	1.9	29.0	
KF0510S1M-01				11.23	0.108	4500	0.09	1.08	1.0	26.2	
KF0510S1L-01				8.72	0.068	3500	0.06	0.72	0.8	21.2	
KF0510B2H-01	Dual Ball	24	20.4~27.6	13.04	0.138	5200	0.06	1.44	1.7	29.0	
KF0510B2M-01				11.23	0.108	4500	0.05	1.20	1.5	26.2	
KF0510B2L-01				8.72	0.068	3500	0.04	0.96	1.3	21.2	
KF0510S2H-01	Sleeve			13.04	0.138	5200	0.07	1.68	1.7	29.0	
KF0510S2M-01				11.23	0.108	4500	0.06	1.44	1.5	26.2	
KF0510S2L-01				8.72	0.068	3500	0.05	1.20	1.3	21.2	

Specifications subject to change without notice



Unit: mm